

## Supplementary Materials

**Article title:** Relations between bilingualism and autistic-like traits in a general population sample of primary school children

**Journal name:** Journal of Autism and Developmental Disorders

**Author names:** 1. Draško Kaščelan<sup>1</sup>; 2. Napoleon Katsos<sup>1</sup>; 3. Jenny L. Gibson<sup>2</sup>

### Affiliations:

<sup>1</sup>Faculty of Modern and Medieval Languages, University of Cambridge (Raised Faculty Building, Sidgwick Avenue, Cambridge, CB3 9DA)

<sup>2</sup>Faculty of Education, University of Cambridge (184 Hills Road, Cambridge, CB2 8PQ)

**The email address of the corresponding author:** [kascelandrasko@gmail.com](mailto:kascelandrasko@gmail.com); [dk497@cam.ac.uk](mailto:dk497@cam.ac.uk)

### Information about proficiency, exposure, and frequency to Language B, Language C, and Language D of multilinguals in the study

**Table 1** *Number of languages reported in the multilingual group*

Number of languages reported	n
2 languages reported (Eng + Lang A)	119
3 languages reported (Eng + Lang A + Lang B)	35
4 languages reported (Eng + Lang A + Lang B + Lang C)	8
5 languages reported (Eng + Lang A + Lang B + Lang C + Lang D)	2
<b>Total participants</b>	<b>164</b>

**Table 2** *Proficiency ratings for Language B*

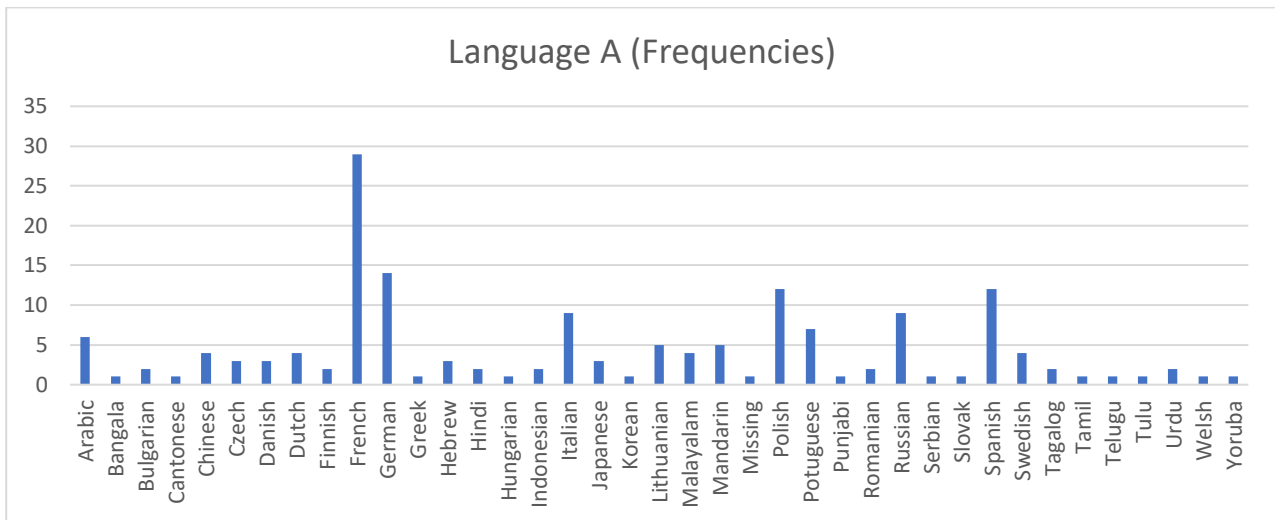
Ratings for Language B			
Variable	n	Mean	SD
Speaking Language B (1-5 scale)	45	2.31	1.31
Understanding Language B (1-5 scale)	45	2.73	1.44
Writing Language B (1-5 scale)	44	1.8	0.98
Reading Language B (1-5 scale)	44	2.23	1.2
Length of exposure to language B (years;months)	44	5;11	2;10

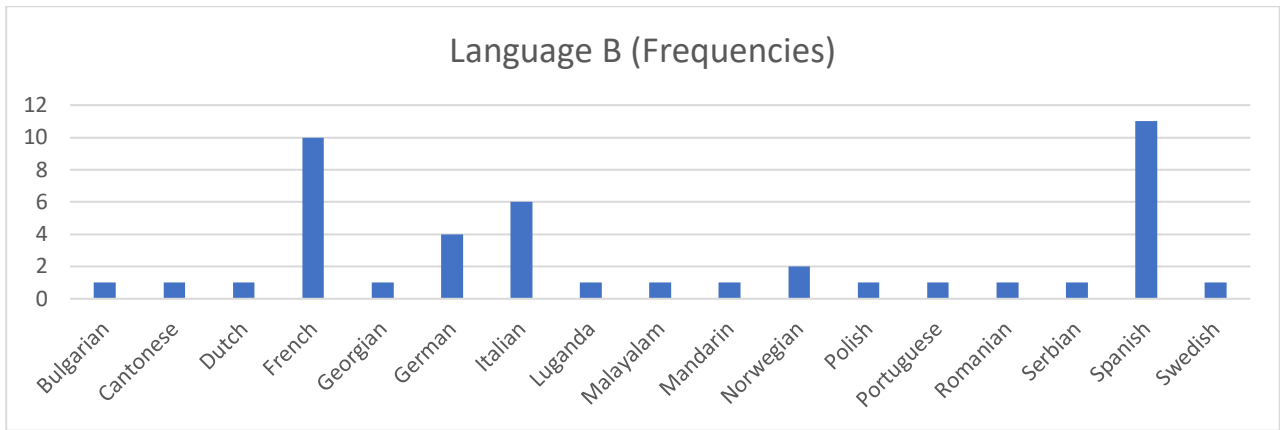
**Table 3** Proficiency ratings for Language C

Ratings for Language C			
Variable	n	Mean	SD
Speaking Language C (1-5 scale)	9	1.56	0.73
Understanding Language C (1-5 scale)	9	2.33	1.41
Writing Language C (1-5 scale)	9	1.44	0.73
Reading Language C (1-5 scale)	9	1.78	0.83
Length of exposure to language c (years;months)	9	5;9	2;9

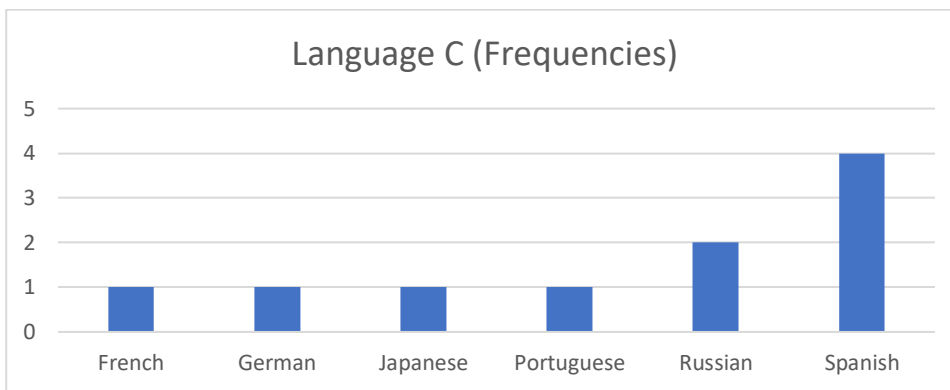
**Table 4** Proficiency ratings for Language D

Ratings for Language D			
<i>Data not collected</i>			


**Fig. 1** Frequencies of Language A in the multilingual group



**Fig. 2** Frequencies of Language B in the multilingual group



**Fig. 3** Frequencies of Language C in the multilingual group



**Fig. 4** Frequencies of Language D in the multilingual group